

### 2-component repair compound

suitable for filling screed cracks and dummy joints and for bonding nail battens, metal sections as well as natural and artificial stones. Included screed renovation clips.

### Product characteristics

- waterfree
- low consumption / high coverage
- highly loadable
- rapid hardening
- extendable
- low viscosity
- good penetrability
- suitable for application on subfloor heating systems

### Applications

**SCHÖNOX PGH is suitable:**

- for filling screed cracks and dummy joints (use SCHÖNOX PU 900 for cracks in asphalt substrates)
- for bonding nail-battens, metal sections, natural- and artificial stones for interior and exterior use

### Recommended method of working

- Add the hardener component (B) to the resin component (A) and form a homogeneous mixture by using a mixer.
- The working time can be influenced by the dosage of hardener. By using the whole hardener (20 g) the working time is about 7 minutes.
- Use the mixture immediately.
- Pour SCHÖNOX PGH directly into the joints / cracks and spread the excessive material immediately with a spatula.
- SCHÖNOX PGH is extendable with SCHÖNOX QUARZSAND (0,2 - 0,8 mm).
- For bonding apply SCHÖNOX PGH on the parts to glue and lay in the parts directly.
- For powerful closing of cracks in the screed: widen the crack. Depending on length of the crack, geometry and load of substrate, each #2# cut in crossways and put in a screed renovation clip. Close with SCHÖNOX PGH and sand with SCHÖNOX QUARZSAND (0,2 - 0,8 mm) excessively during the wet

phase. Do not load the crack until it is hardened.

### Packaging

- 1,0 kg tin can polyester resin
- 20 g tube + screed renovation clips

### Storage

- Store SCHÖNOX PGH in cool, dry, frost-free conditions.
- Storage life of 1 year (in closed packaging).

### Disposal

- Empty packaging completely and dispose of in accordance with regulations
- For the disposal of product residues, waste water and containers with adherent product residues please follow the local governmental regulations.

### Instructions

- Clean tools immediately after use with SCHÖNOX FIX CLEAN.
- Hardened material can only be removed mechanically.

### Identification of hazards

Component A (resin):

- Flame (GHS 02)
- Health hazard (GHS 08)
- Exclamation mark (GHS 07)
- Signal word: Danger

Component B (hardener):

- Flame (GHS 02)
- Exclamation mark (GHS 07)
- Environment (GHS 09)
- Signal word: Warning

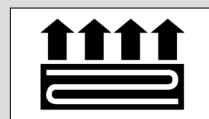
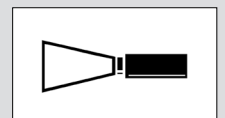
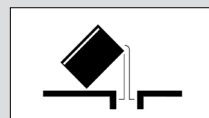
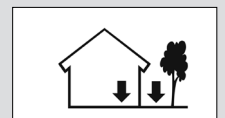
### Ingredients

- The resin component contains styrolene.
- The hardener component contains dibenzoyl peroxide.

### Technical data

- Basis: polyester resin and hardener
- Color: beige
- Density: 1,5 kg/l
- Material consumption/coverage: approx. 1,5 kg/dm<sup>3</sup>
- Storage temperature: not below 0 °C
- Application temperature: not below + 15 °C
- Working time: 7 to 15 minutes, according to dosage of hardener
- Loadable after: 30 to 60 minutes, according to dosage of hardener

All values are approximate and are subject to climatic fluctuations.



### Risk phrases

Resin:

- H 226 Flammable liquid and vapour.
- H 315 Causes skin irritation.
- H 319 Causes serious eye irritation.
- H 372 Causes damage to organs through prolonged or repeated exposure.
- H 412 Harmful to aquatic life with long lasting effects.

Hardener:

- H 242 Heating may cause a fire.
- H 317 May cause an allergic skin reaction.
- H 319 Causes serious eye irritation.
- H 400 Very toxic to aquatic life.

### Safety phrases

Resin:

- P 102 Keep out of reach of children.
- P 210 Keep away from heat, hot surfaces, sparks, open flames and other sources of ignition. No smoking.
- P 260 Do not breathe dust/fume/gas/mist/vapours/spray.
- P 273 Avoid release to the environment.
- P 280 Wear protective gloves/ protective clothing/eye protection/face protection.
- P 303 + P 361 + P353 IF ON SKIN (or hair): Remove/Take off immediately all contaminated clothing. Rinse skin with water/shower.
- P 305 + P 351 + P 338 IF IN EYES: Rinse cautiously with water for several minutes. Remove contact lenses, if present and easy to do. Continue rinsing.
- P 314 Get medical advice/attention if you feel unwell.

Hardener:

- P 102 Keep out of reach of children.
- P 210 Keep away from heat, hot surfaces, sparks, open flames and other sources of ignition. No smoking.
- P 220 Keep away from dirt, rust, chemicals, especially concentrated alkaline materials, concentrated acids as well as from activators (e.g. heavy metal salts and amines).

- P 280 Wear protective gloves/ protective clothing/eye protection/face protection.
- P 305 + P 351 + P 338 IF IN EYES: Rinse cautiously with water for several minutes. Remove contact lenses, if present and easy to do. Continue rinsing.
- P 302 + P 352 IF ON SKIN: Wash with plenty of soap and water.
- P 403 + P 235 Store in a well-ventilated place. Keep cool.
- P 273 Avoid release to the environment.
- P 501 Dispose of contents / container according to the local / regional / national / international regulations.

The applicable recommendations, guidelines, DIN regulations and safety data sheets are to be observed, together with the recognised architectural and engineering regulations. We guarantee that our products leave the factory in perfect condition. While our recommendations for use are based on tests and practical experience, they can only provide general guidance without any assurance as to product characteristics, since we have no influence over the conditions on site, the execution of the work or the method of processing. This product data sheet supersedes all previous editions.



The Sika management system is certified to ISO 9001 and 14001 by SQS

**Sika Deutschland GmbH**

**Subsidiary Rosendahl**

**P.O. Box 11 40**

**D-48713 Rosendahl / Germany**

**Phone +49 (0) 2547-910-0**

**Fax +49 (0) 2547-910-101**

**E-mail: [info@schoenox.de](mailto:info@schoenox.de)**

**[www.schoenox.com](http://www.schoenox.com)**



SCHÖNOX is a brand of the SIKA Group